



**education**

Department:  
Education  
North West Provincial Government  
REPUBLIC OF SOUTH AFRICA

<b>NAME OF LEARNER:</b> <i>NAAM VAN LEERDER:</i>	
<b>CLASS:</b> <i>KLAS:</i>	

**MATHEMATICS P2/WISKUNDE V2**

**GRADE 12/GRAAD 12**

**JUNE 2024/JUNIE 2024**

**SPECIAL ANSWER BOOK**

***SPESIALE ANTWOORDEBOEK***

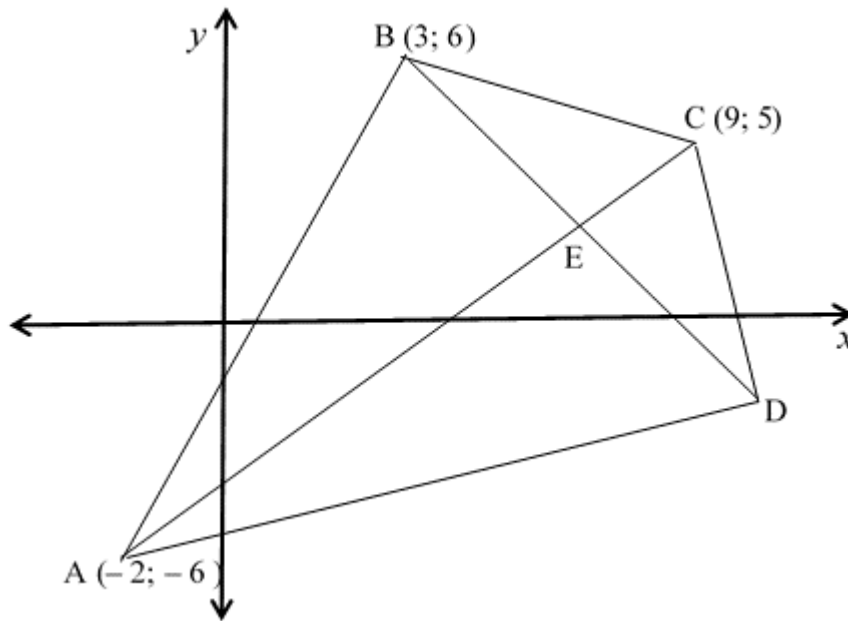
<b>QUESTION</b> <b>VRAAG</b>	<b>MARK</b> <b>PUNT</b>			<b>INITIAL</b> <b>PARAAF</b>	<b>MODERATION</b> <b>MODERERING</b>			<b>INITIAL</b> <b>PARAAF</b>
1								
2								
3								
4								
5								
6								
7								
8								
9								
10								
<b>TOTAL</b> <b>TOTAAL</b> <b>(150)</b>								

**This answer book consists of 21 pages.**

***Hierdie antwoordeboek bestaan uit 21 bladsye.***

<b>PLEASE FOLLOW THESE INSTRUCTIONS CAREFULLY.</b>	<b>VOLG ASSEBLIEF HIERDIE INSTRUKSIES NOUKEURIG.</b>
1. Answer ALL questions in the spaces provided.	1. Beantwoord ALLE vrae in die ruimtes wat voorsien is.
2. No pages may be torn from this answer book.	2. Geen bladsye mag uit hierdie antwoordeboek geskeur word nie.
3. Answers must be written in black/blue ink as distinctly as possible. Do not write in the margins.	3. Skryf die antwoorde so duidelik moontlik met swart/blou ink. Laat die kantlyne oop.
4. If you require additional space for your answers:	4. In geval jy bykomende ruimte benodig vir jou antwoorde:
4.1 Use the additional space provided at the end of the answer book.	4.1 Gebruik die bykomende ruimte wat aan die einde van die antwoordeboek voorsien word. .
4.2 When answering a question in the additional provided space, indicate clearly the question number in the column on the LHS.	4.2 As 'n vraag in die bykomende ruimte beantwoord word, dui duidelik die vraagnommer in die kolom aan die LK aan.
4.3 Rule off after each answer.	4.3 Trek 'n lyn na elke antwoord.
5. Draw a neat line through any work/rough work that must not be marked.	5. Trek 'n netjiese lyn deur enige werk/rofwerk wat nie nagesien moet word nie.

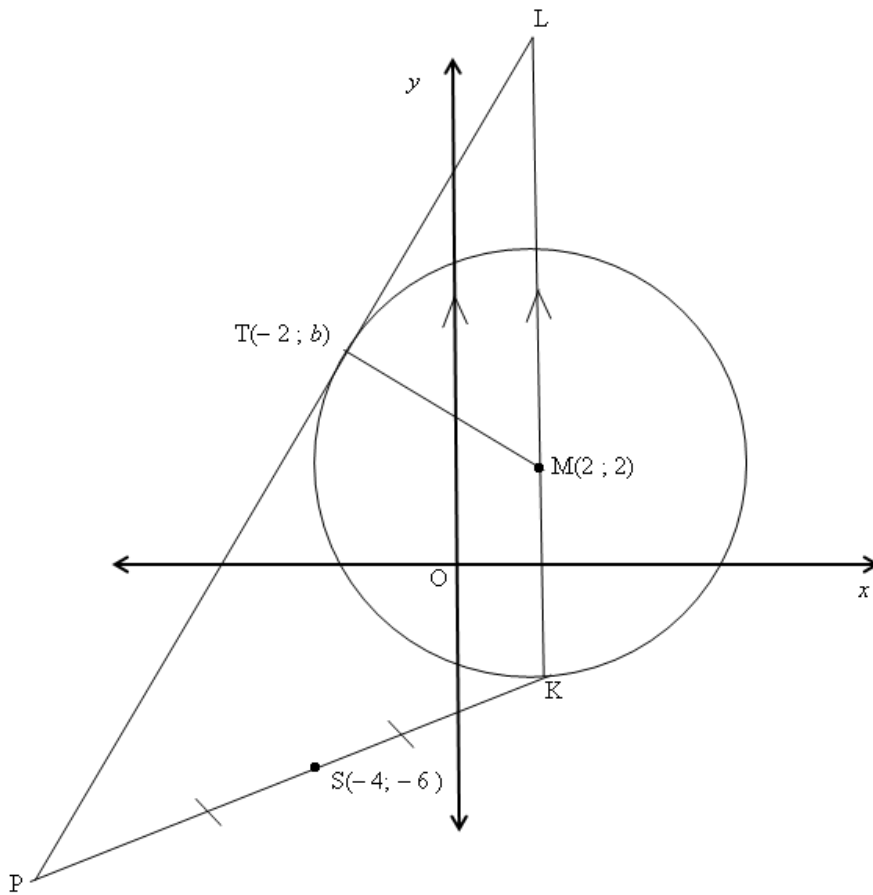
**QUESTION 1/VRAAG 1**



	<b>Solution/Oplissing</b>	<b>MARKS/ PUNTE</b>
1.1		(2)
1.2		(2)
1.3		(2)
1.4		(1)
1.5		(3)

1.6		(3)
1.7		(3)
1.8		(5)
		<b>[21]</b>

**QUESTION 2/VRAAG 2**



	<b>Solution/Oplissing</b>	<b>MARKS/ PUNTE</b>
2.1		(4)

2.2.1		(2)
2.2.2		(4)
2.2.3		(7)
2.3		(4)
		<b>[21]</b>

**QUESTION 3/VRAAG 3**

	<b>Solution/Oplissing</b>	<b>MARKS/ PUNTE</b>
3.1		(6)
3.2		(4)
3.3.1		(3)

	<b>Solution/Oplissing</b>	<b>MARKS/ PUNTE</b>
3.3.2		(4)
3.4.1		(2)
3.4.2		(4)
		<b>[23]</b>

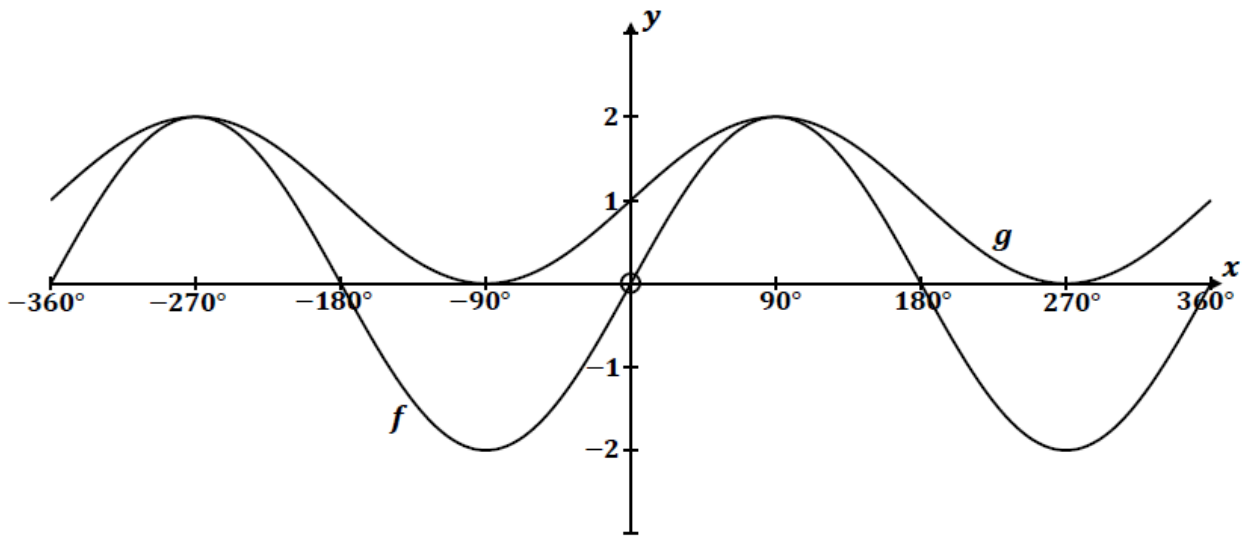


**QUESTION 4/VRAAG 4**

	<b>Solution/Oplissing</b>	<b>MARKS/ PUNTE</b>
4.1		(7)
4.2		(3)

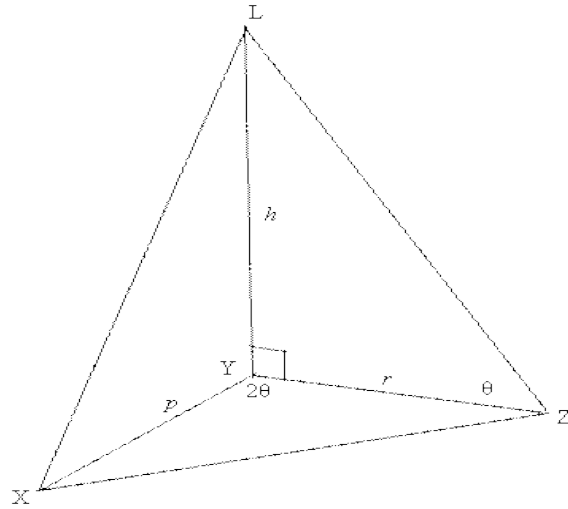
4.3		
		(7)
		<b>[17]</b>

**QUESTION 5/VRAAG 5**



	<b>Solution/Oplissing</b>	<b>MARKS/ PUNTE</b>
5.1		(2)
5.2		(1)
5.3.1		(2)
5.3.2		(3)
5.3.3		(2)
		<b>[10]</b>

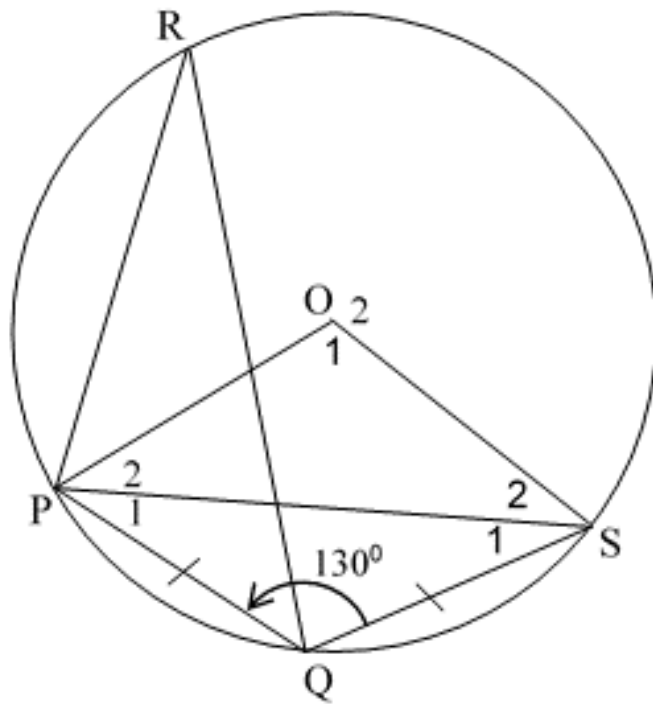
**QUESTION 6/VRAAG 6**



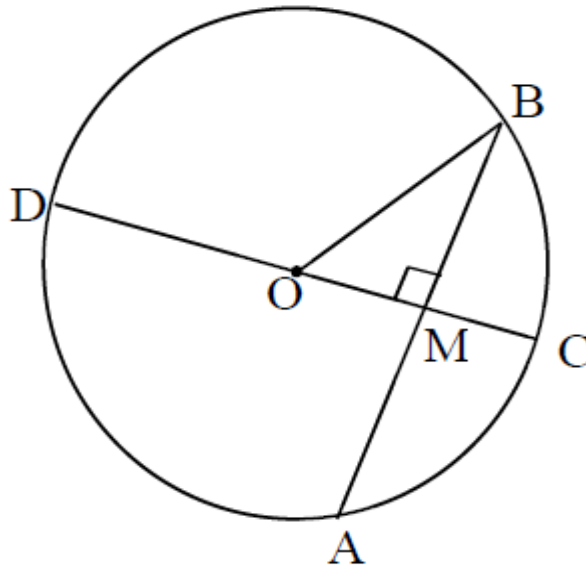
	<b>Solution/Oplissing</b>	<b>MARKS/ PUNTE</b>
6.1		(1)
6.2		(2)

	<b>Solution/Oplissing</b>	<b>MARKS/ PUNTE</b>
6.3		(5)
6.4.1		(2)
6.4.2		(4)
		<b>[14]</b>

**QUESTION 7/VRAAG 7**

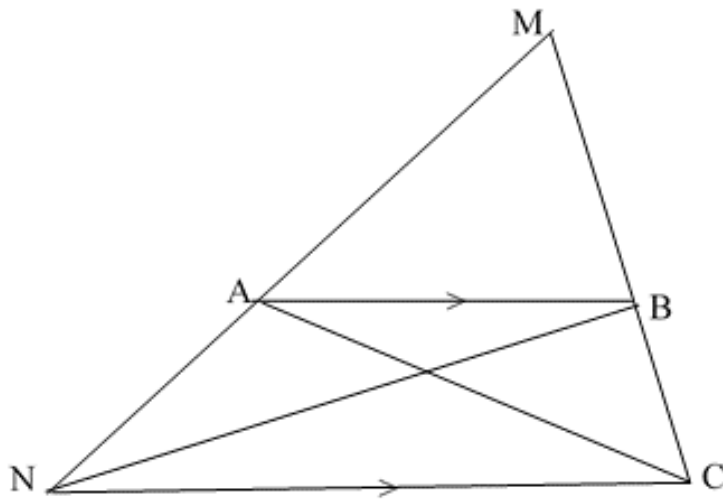


	<b>Solution/Oplissing</b>	<b>MARKS/ PUNTE</b>
7.1.1		(3)
7.1.2		(2)
7.1.3		(3)



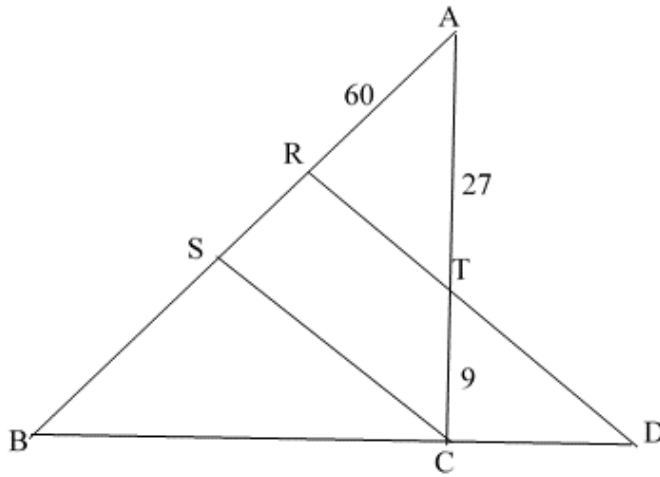
	<b>Solution/Oplissing</b>	<b>MARKS/ PUNTE</b>
7.2.1		(1)
7.2.2		(2)
7.2.3		(5)
		<b>[16]</b>

**QUESTION 8/VRAAG 8**



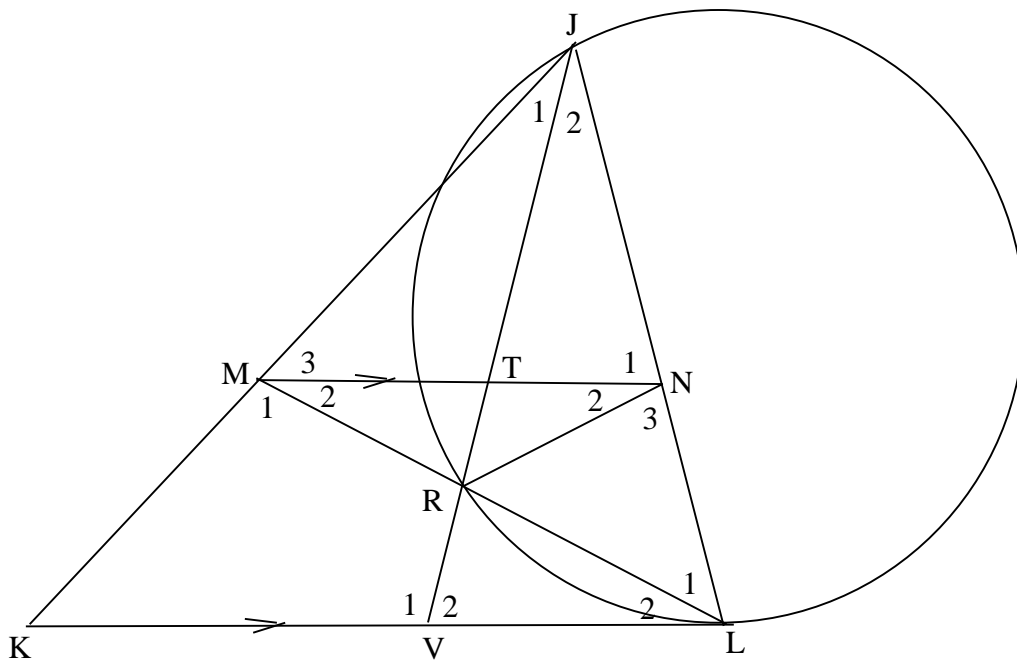
	<b>Solution/Oplissing</b>	<b>MARKS/ PUNTE</b>
8.1		
		(7)





	<b>Solution/Oplissing</b>	<b>MARKS/ PUNTE</b>
8.2.1		(3)
8.2.2		(1)
8.2.3		(5)
		<b>[16]</b>

**QUESTION 9/VRAAG 9**



	<b>Solution/Oplissing</b>	<b>MARKS/ PUNTE</b>
9.1		(3)
9.1.2		(3)

9.3		
		[12]

**TOTAL/TOTAAL: 150**



